

The background is a vibrant blue with a subtle, repeating pattern of circuit board traces and circular nodes. A central black rectangular box with rounded corners contains the title and author's name in white text. The title is in a large, bold, sans-serif font, while the author's name is in a smaller, all-caps, sans-serif font.

GRAPHIC DESIGN AND LAYOUT BLOOPERS

AAYUSH ADHIKARI

INTRODUCTION

- Grown on par with media industries in terms of graphic design
- Developers are fine as long as it looks “okay” to them
- Easier to spot to prevent or correct

1. EASILY MISSED INFORMATION

Login to Windchill

Enter credentials.

User name:

Password:

Login failed.

- People filter information
- Not focusing on user's attention
 - Important information is too small or too plain
 - Not where the user's looking
 - Buried in "noise" / Repetition

AVOIDING 1:

- Make chunks, subchunks and so forth
- The important information should be relatively bigger
- Messages should occur where the user's looking (eg; cursors)
- Color contrasts
- Use of boldness, different graphics and symbols
- Heavy artillery (handle with care):
 - Poptups/dialog boxes
 - Use of sounds
 - Use of vibration and animation

P.S. "Don't bury wheat in chaff"




2. MIXING DIALOG BOX CONTROL BUTTONS WITH CONTENT CONTROL BUTTONS

- Make the connection between content and controls more distinguished

AVOIDING 2:

- Separating window and content control buttons
- Using indicators and line spacing between dialog boxes to distinguish the connection to control for every dialog box



3. MISUSING GROUP BOXES

Group boxes around one setting

Group boxes within group boxes

One group box in a window
(used as a title holder)

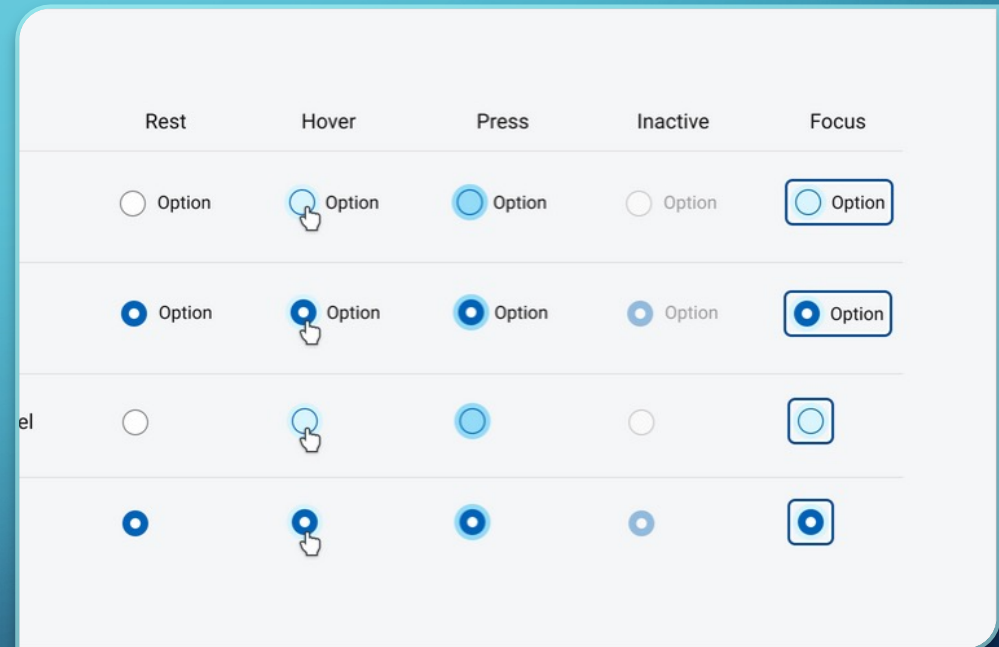
AVOIDING 3:

Stop using group boxes where unnecessary just as a label holder

Group boxes can be used for radio buttons but alternatively can just use lines or blank spaces

4. RADIO BUTTONS TOO FAR APART

- Radio buttons too far make them seem separate
- Radio buttons too close horizontally and vertically create a confusion on intended rows vs columns



AVOIDING 4:

Use group
boxes/separators/blank
spaces

Radio buttons grouped
tightly or irregularly to
determine proper
groupings



5. LABELS TOO FAR FROM DATA FIELDS

- Labels on extreme left while data fields on extreme right
 - Variable-width layout makes it worse as users determine the width of the browser
- Labels closer to other settings than its own field



AVOIDING 5:

- Don't attach labels and data fields to opposing sides
- Don't let long labels dictate the alignment
- Labels should be closer to their intended fields
- Put labels above fields

6. INCONSISTENT LABEL ASSIGNMENT

- Inconsistent alignment
 - Misalignment for different OS
-

AVOIDING 6:

- Consistent alignments even in different OS
- Alignments practices in the targeted platform

7. BAD INITIAL WINDOW LOCATION

01

Displaying all windows at the same coordinate [0,0]; windows get overlapped

02

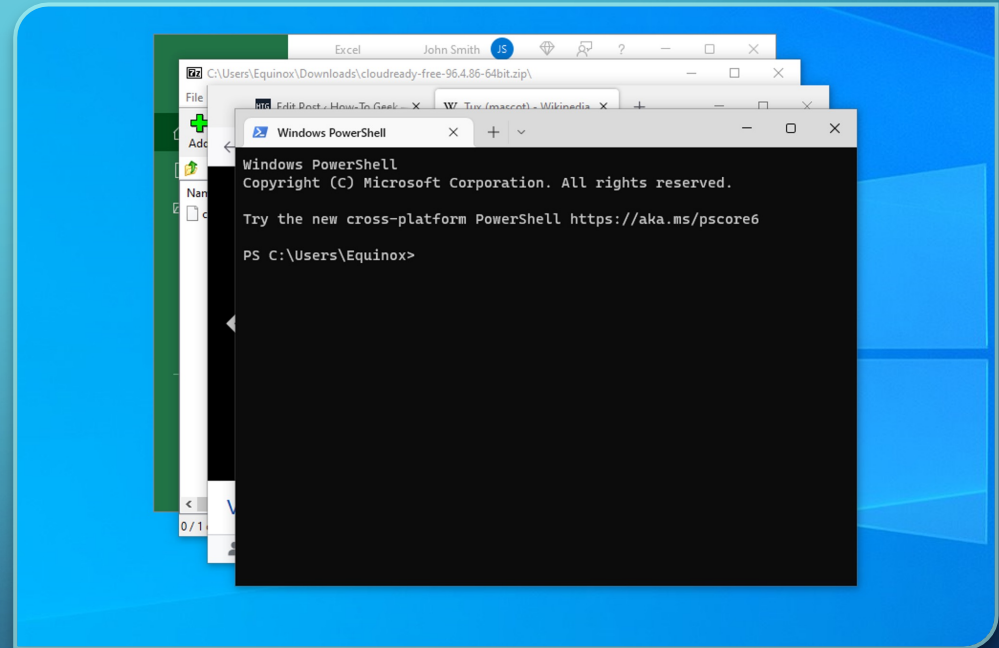
Displaying subordinate windows in middle of parent

03

Displaying subordinate windows off-screen

AVOIDING 7:

- Decide where each window appears
- Optimal position depends on the type of window
- General heuristics



8. TINY FONTS

Common
excuses

Not just a
web problem

Saves disk
spaces

AVOIDING 8:

Minimum font
size 10; 12
preferred

Font sizes
suitable for high
resolution
displays

Let users control
the font on web

Design to
accommodate
larger fonts

Queries?